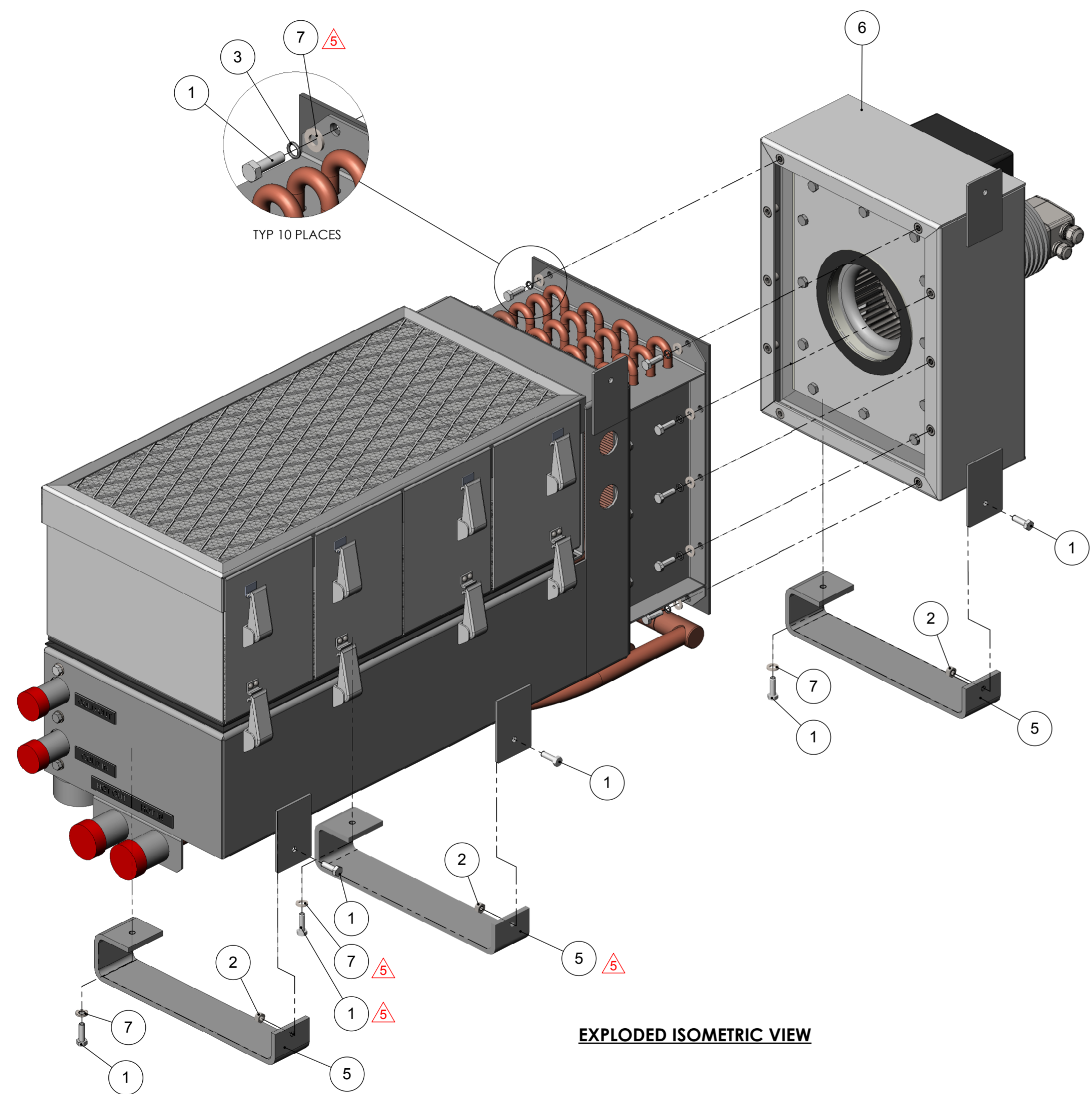
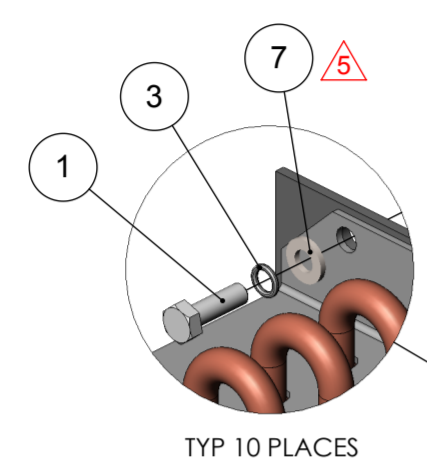
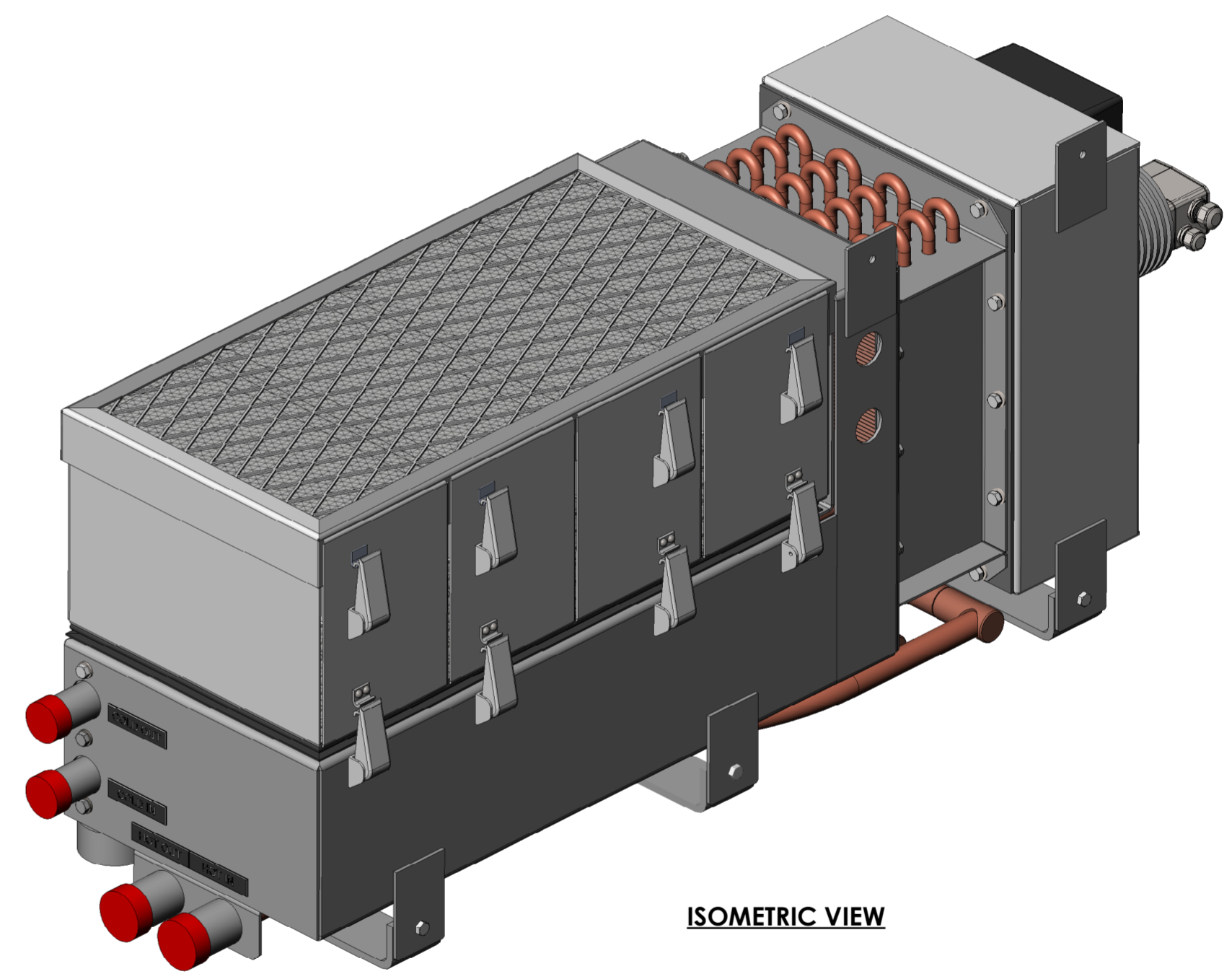


ITEM NO.	PART NO.	DESCRIPTION	QTY
1	FB113	SETSCREW,HEX, M6 X 1 X 20, 316L ST. STEEL	16
2	FN036	NUT, NYLOC, M6, 316L ST. STEEL	3
3	FW127	WASHER, SPRING, M6, TYPE A, SS 316	10
4	KI40036	HCU 3/6 WITHOUT BLOWER SUB ASSEMBLY	1
5	KI40036304	FOOT, TRANSIT, HCU 3/*	3
6	KI40037101	BLOWER SUB ASSY, HCU 3/*	1
7	FW123	WASHER, M6, FORM A, 316L ST. STEEL	13



**EXPLODED ISOMETRIC VIEW**



**ISOMETRIC VIEW**

NOTES:  
 COIL : MAXIMUM WORKING PRESSURE = 30 BAR  
 DESIGN PRESSURE = 33 BAR  
 TEST PRESSURE = 45 BAR  
 DESIGN TEMPERATURE = 75°C  
 ENVIRONMENT : DESIGN TEMP. = 36°C

MATERIAL		SEE PARTS LIST	
FINISH	N/A		
ALL DIMENSIONS ARE IN mm (UOS) ALL DIMENSIONS BEFORE PLATING (UOS) REMOVE ALL SHARP EDGES AND BURRS			
MACHINING TOLERANCE	FABRICATION TOLERANCE		
NO DECIMAL PLACE	±1.0 >0 <100	±0.5	
ONE DECIMAL PLACE	±0.2 >100 <500	±1.5	
TWO DECIMAL PLACE	±0.05 >500	±3.0	
ANGULAR TOLERANCE		±0.5°	

DENOTES CHANGES MADE AT THIS REVISION			
REV	DESCRIPTION	ECN	BY
R05	BoM UPDATED	20182	ZD
R04	NOTES UPDATED	19452	MJ
R03	NOTES ADDED	17482	JR
R00	ISSUED FOR MANUFACTURE		GC
REV	DESCRIPTION	ECN	BY

TITLE		HCU 3/6, ELECTRIC DRIVE, 24VDC	
DRAWING NO.	REV	PART NO.	PRODUCT / PROJECT No.
P21713S1	R05	KI40037	KINERGETICS
SIZE	SCALE (UOS)	SHEET	
A2	1:4	1 of 1	

JFD WESTHILL  
 ENTERPRISE DRIVE,  
 WESTHILL, ABERDEEN,  
 AB32 6TQ, UK  
 TEL: +44 (0)1224 740145  
 E: enquires@jfdglobal.com  
 W: jfdglobal.com