

CONNECTIONS		
I.D.	DESCRIPTION	FITTING
C1	DIVER 2	1/2" NPT - FEMALE
C2	DIVER 2	1/2" NPT - FEMALE
C3	DIVER 1	1/2" NPT - FEMALE
C4	DIVER 1	1/2" NPT - FEMALE
C5	BELLMAN	1/2" NPT - FEMALE
C6	EMERGENCY SUPPLY NO. 2	3/4" NPT - FEMALE
C7	SURFACE BREATHING SUPPLY	3/4" NPT - FEMALE
C8	EMERGENCY SUPPLY NO. 1	3/4" NPT - FEMALE
C9	BELLMAN SUPPLY	3/4" NPT - FEMALE
C10	DIVER BIBS 1	600 SERIES Q/C SOCKET
C11	DIVER BIBS 2	600 SERIES Q/C SOCKET
C12	DIVER BIBS 3	600 SERIES Q/C SOCKET
C13	DIVER BIBS 4	600 SERIES Q/C SOCKET
C14	BELLMAN BIBS	600 SERIES Q/C SOCKET

CONNECTION POINT COORDINATES			
I.D.	X	Y	Z
C1	465	-19	69
C2	433	-58	69
C3	219	-19	69
C4	187	-58	69
C5	82	28	69
C6	495	418	77
C7	345	418	77
C8	189	418	77
C9	43	418	77

FIXING POINTS CONNECTIONS			
I.D.	X	Y	Z
B1	242	600	136
B2	380	600	136
B3	37	602	136
B4	-7	602	136
B5	242	21	136
B6	380	21	136
B7	37	21	136
B8	-7	21	136

**UNIT RATINGS**  
 MAXIMUM INLET PRESSURE = 69 BAR  
 PRV SETTING = 24 BAR

**SERVICES**

**FILTER**  
 F1 = 55-65 MICRON

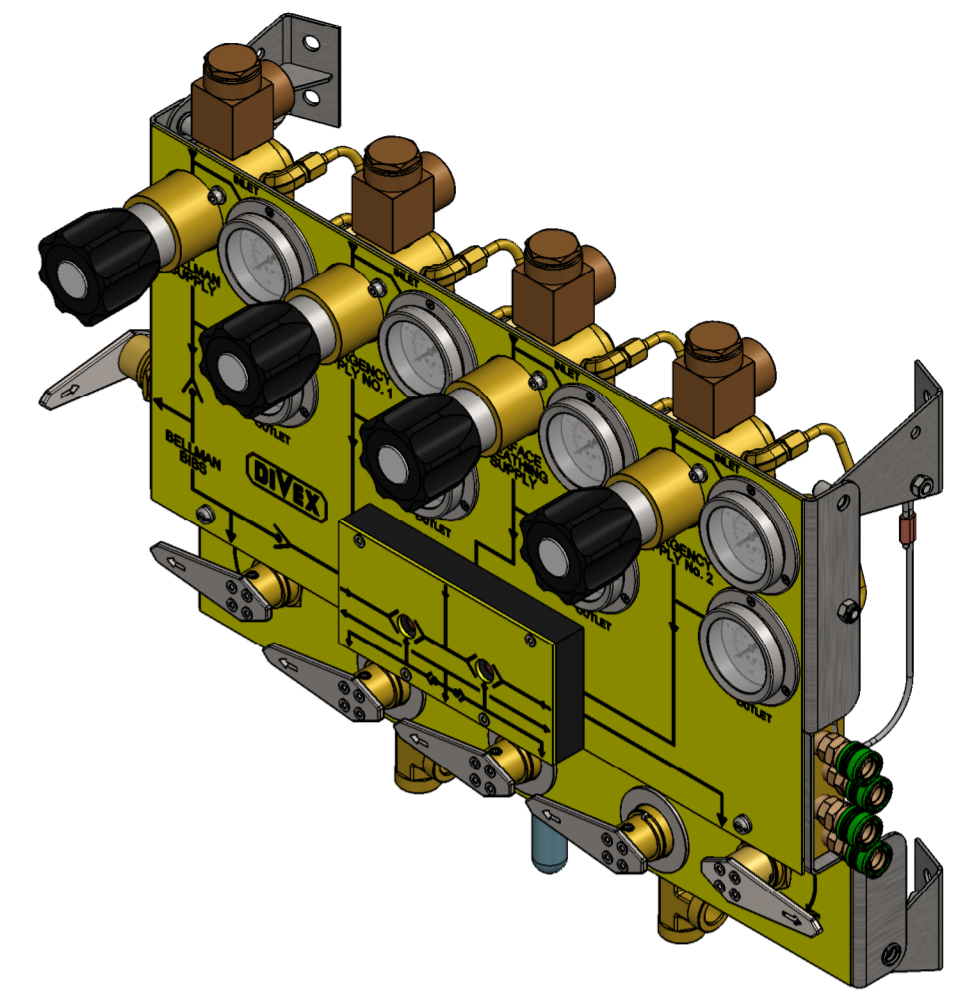
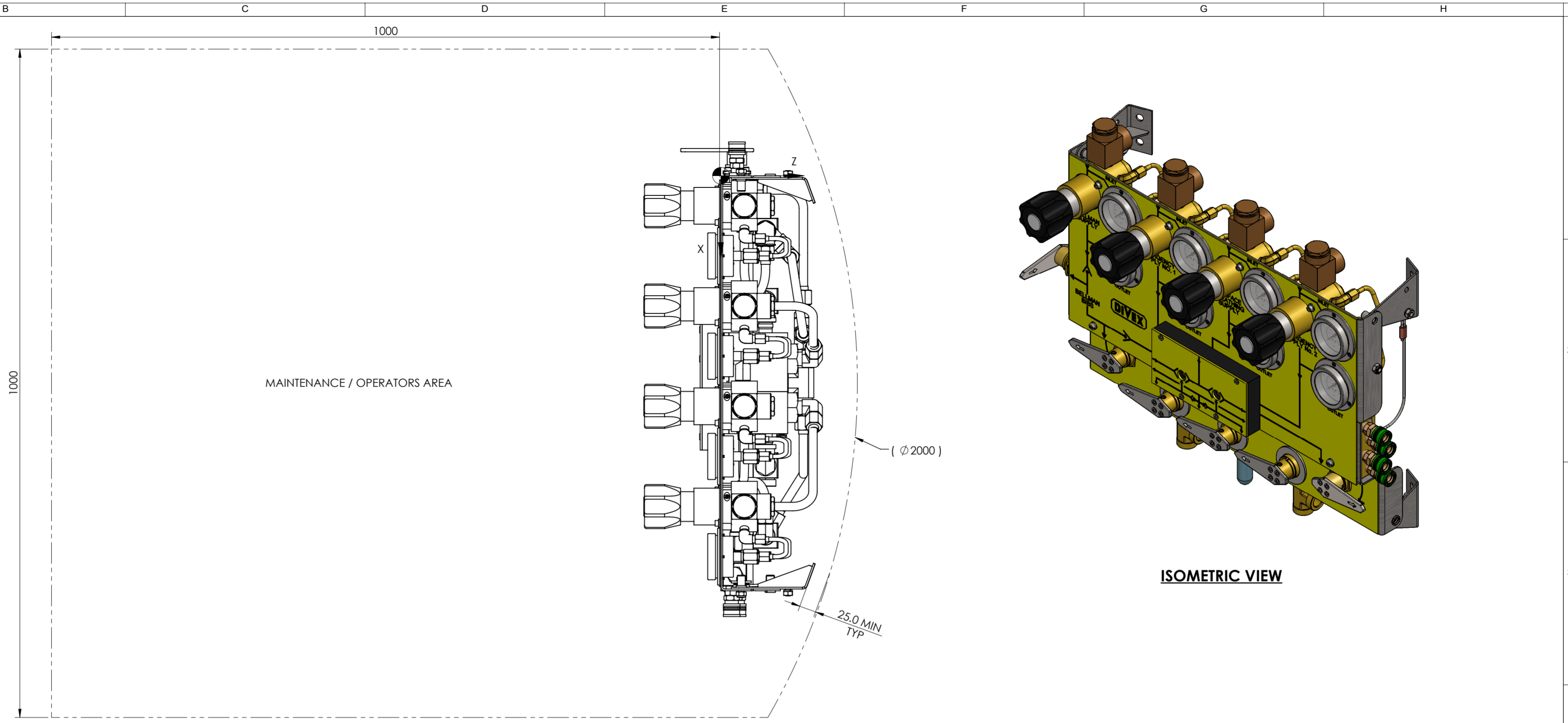
**GENERAL/INFORMATION**

**CONNECTION DIMENSIONS:**  
 ± 0.1m

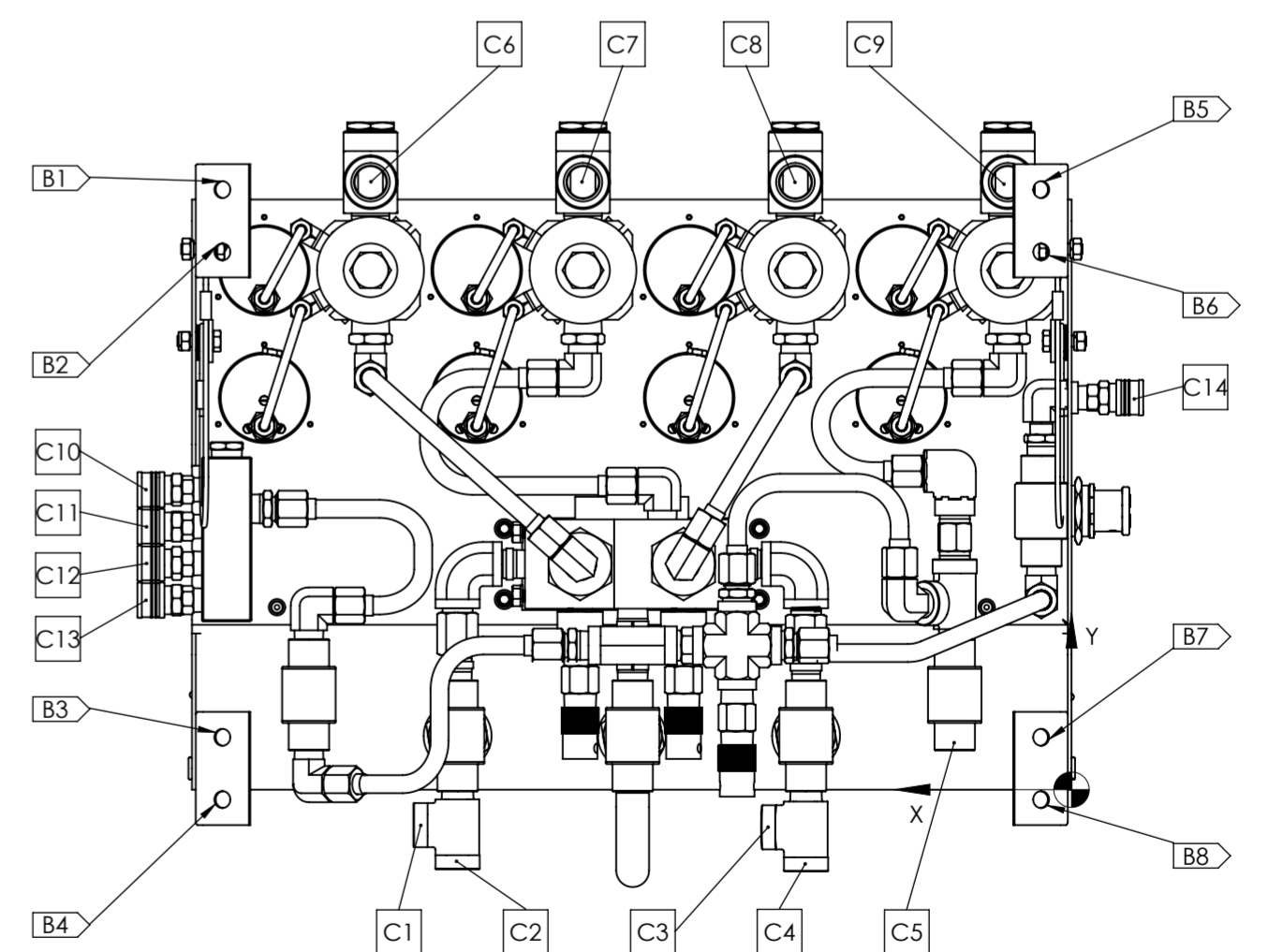
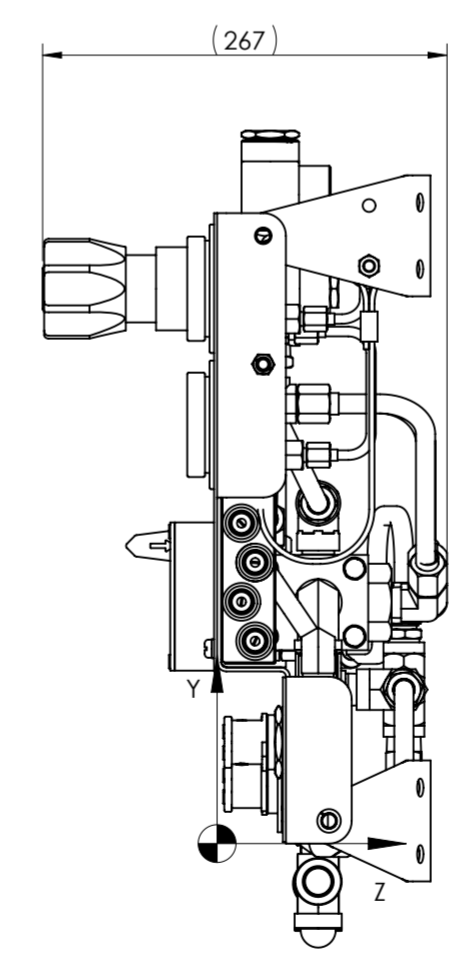
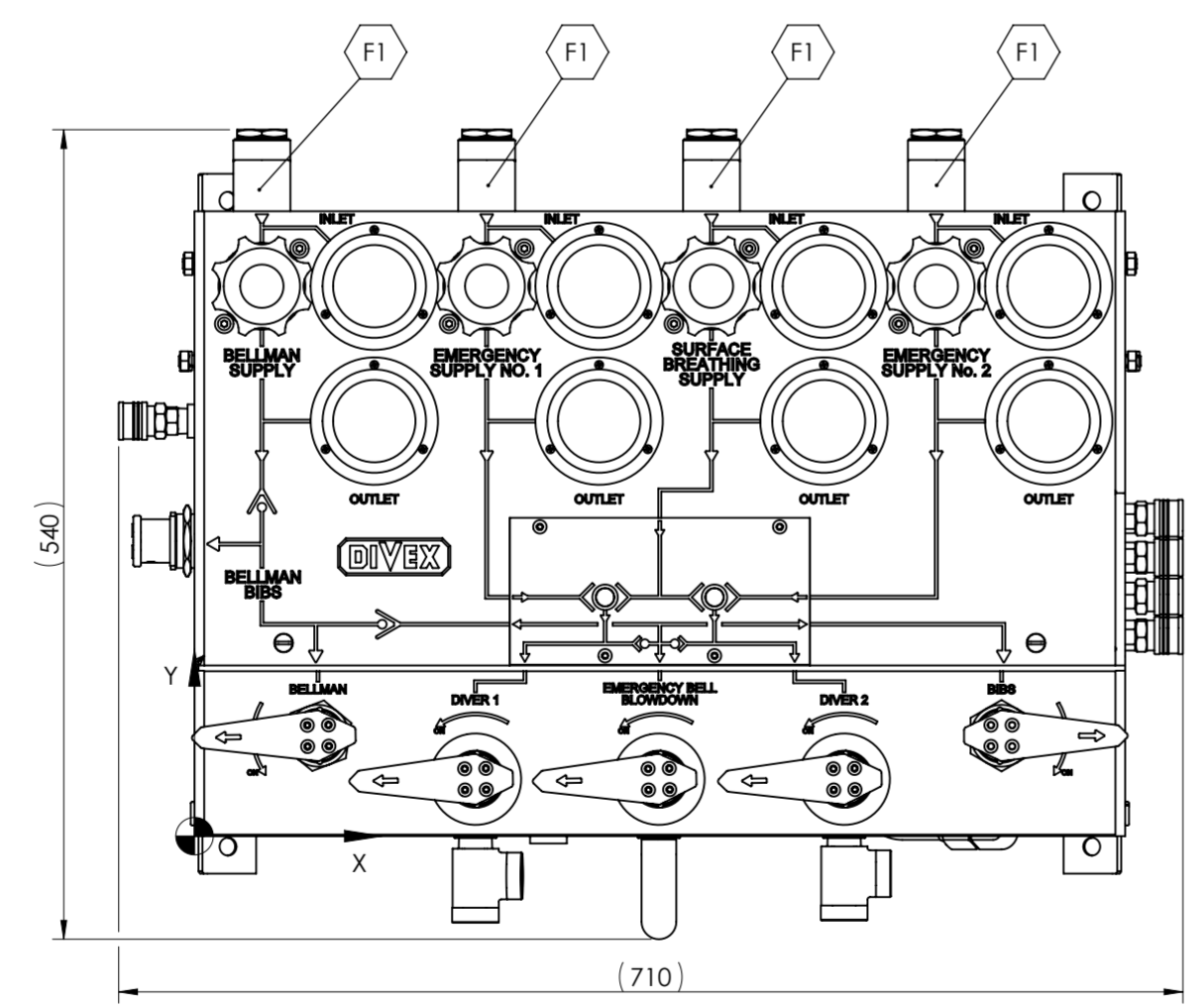
**LEGEND:**  
 DATUM

**NOTES:**  
 ALL DIMENSIONS ARE FOR REFERENCE ONLY

NOTES:



**ISOMETRIC VIEW**



MATERIAL	N/A	TITLE			
FINISH	N/A	PANEL GAS MANAGEMENT, BELL, 3 DIVER			
ALL DIMENSIONS ARE IN mm (UOS) ALL DIMENSIONS BEFORE PLATING (UOS) REMOVE ALL SHARP EDGES AND BURRS		R03			
		R02			
		R01			
		R00	ISSUED FOR MANUFACTURE	JR	22/11/16 AN
MACHINING TOLERANCE	FABRICATION TOLERANCE	REV	DESCRIPTION	ECN	BY DATE AUTH.
NO DECIMAL PLACE	±1.0 >0 <100 ±0.5				
ONE DECIMAL PLACE	±0.2 >100 <500 ±1.5				
TWO DECIMAL PLACE	±0.05 >500 ±3.0				
ANGULAR TOLERANCE ±0.5°		THIRD ANGLE PROJECTION		DO NOT SCALE DRAWING	
		JFD OWNS THE COPYRIGHT OF THIS DOCUMENT AND ANY DESIGN RIGHT HEREIN. IT IS SUPPLIED IN CONFIDENCE AND MUST NOT BE USED FOR ANY PURPOSE OTHER THAN THAT FOR WHICH IT IS SUPPLIED AND MUST NOT BE REPRODUCED WITHOUT PERMISSION IN WRITING FROM THE OWNERS.		DRAWING NO. GA1009019S1 REV R00	
		PART NO. A46983AA		PRODUCT / PROJECT No. P1836	
		SIZE A2		SCALE (UOS) 1:5	
				SHEET 1 of 2	

