
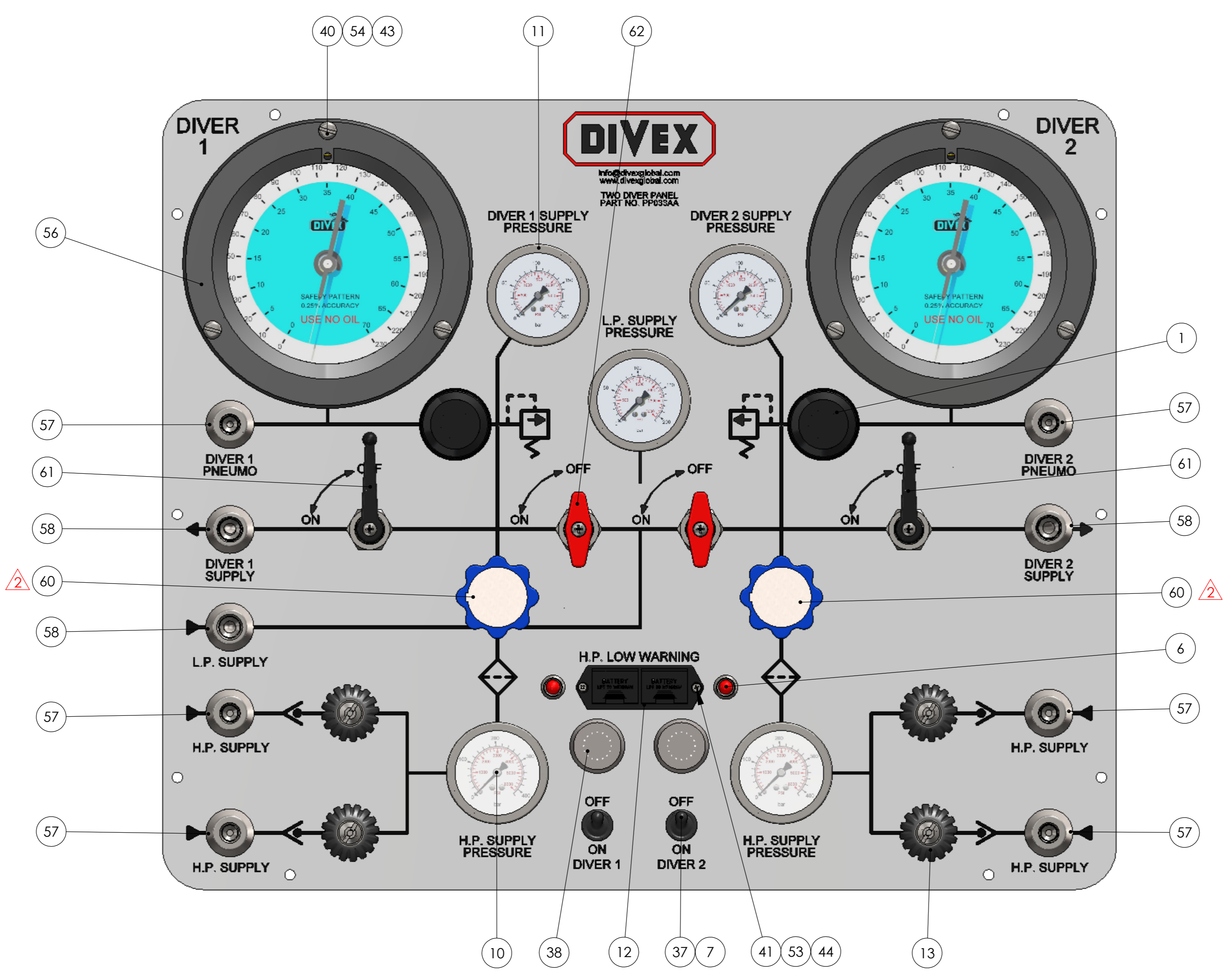
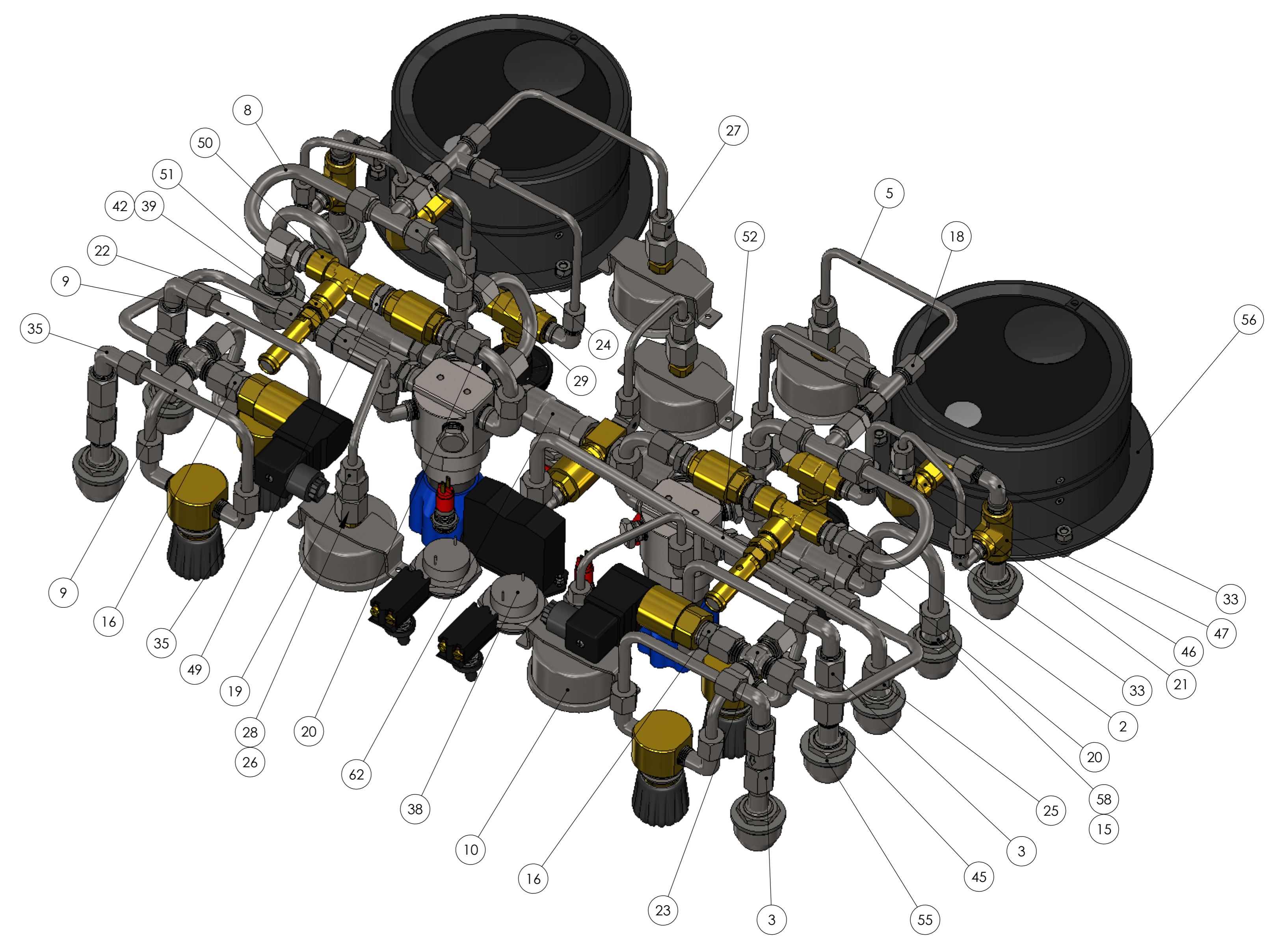
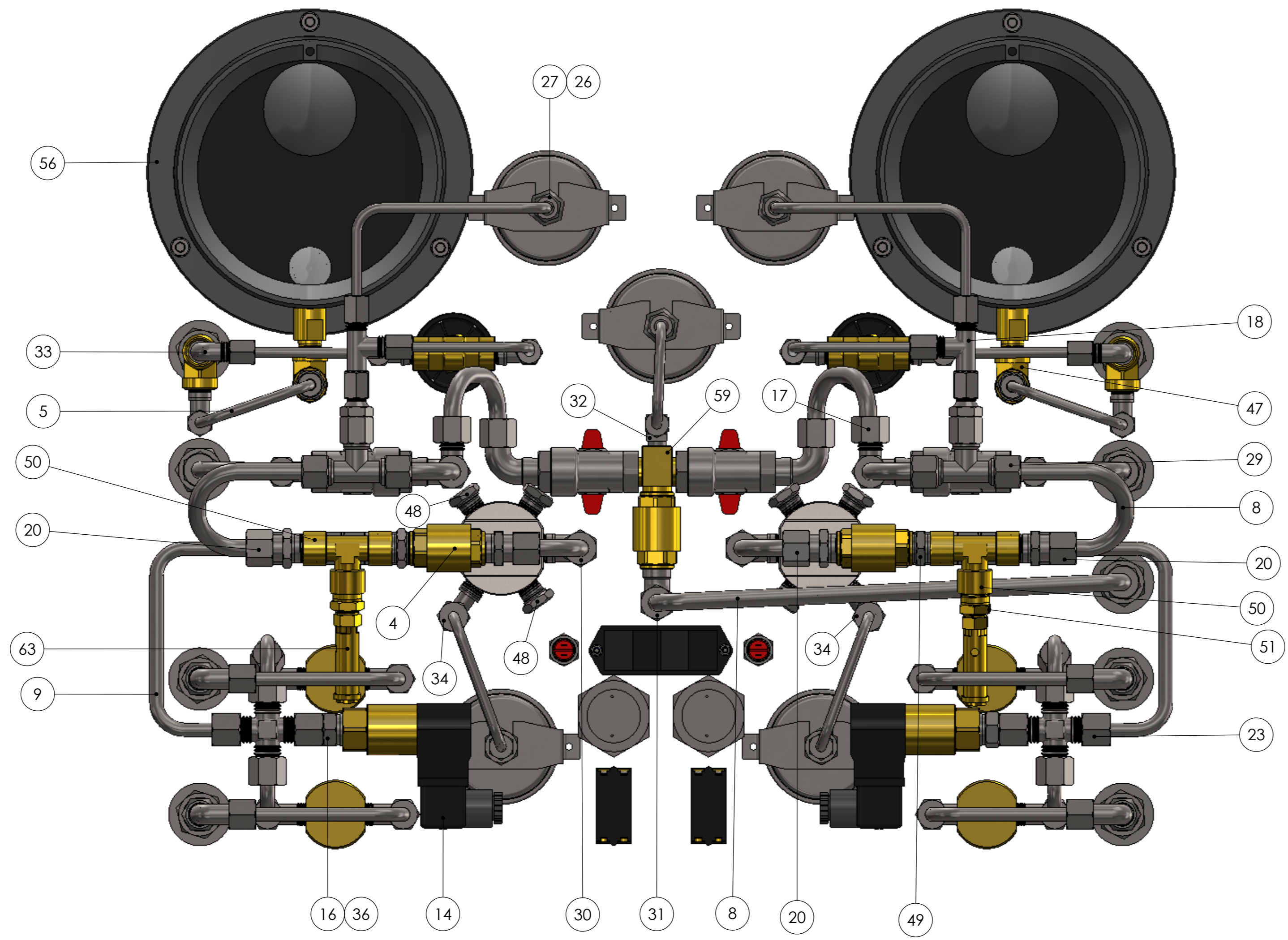


ITEM	PART NO.	DESCRIPTION	Qty.
1	DD310312	VALVE, NEEDLE(N), P/M, 1/4" NPTF, BRASS, WP 207BAR	2
2	DD310312-PN	NUT, PANEL MOUNTING	2
3	DD310319	VALVE, CHECK/NON-RETURN, 1/4" NPTF, SS, WP 413BAR	4
4	DD310393	VALVE, NON-RETURN, BRASS, 3/8 BSP(F), 25 BAR MWP	3
5	DD310323/1	TUBE, 6MM X 1.0 W.T. ST. STEEL 316, 71M	1
6	DD310365	LED, RED, P/M, 12VDC, IP40 - Ø14MM	2
7	DD310369	SWITCH, TOGGLE SPST, P/M, 6A@250V AC/DC	2
8	DD310384/1	TUBE, 10MM X 1.0 W.T. ST. STEEL, 71M, SS 316	1
9	DD310389/1	TUBE, 8MM X 1.0 W.T. ST. STEEL, 71M, SS 316	2
10	DD320003	GAUGE, 63MM, CLAMP FIX, 400B/600PSI 1/4" BSP BK ENTRY	2
11	DD320007	GAUGE, 63MM, CLAMP, 25BAR/370PSI, BACK ENTRY	2
12	DD322353	TWIN BATTERY HOLDER PP3	3
13	DD360135	VALVE, DD ROUND, 2 x 1/4" NPT-F PORTS	4
14	DD360328-1	PRESSURE SWITCH, 35-120 BAR, PRESET	2
15	FP340	FERRULE, 10 L TUBE, S316	3
16	DD400148	STUD, STANDPIPE, 8S X 1/4" BSP M	2
17	DD400149	TEE, SWIVEL RUN, 10L	2
18	DD400157	TEE, SWIVEL RUN, 6L	2
19	DD400220	COUPLING, STRAIGHT, 6S	2
20	DD400293	STUD, 10L X 3/8" BSP M	4
21	DD400518	STUD, 6L X 1/4" NPT M	2
22	DD400573	STUD, 8S X 1/4" NPT M	2
23	DD400680	CROSS, EQUAL, 8S	2
24	DD400681	STANDPIPE, 10L X 6L	2
25	FP339	NUT, 10L, M16 X 1.5	3
26	DD400795	WASHER, MAV, 1/4" BSP	5
27	DD400801	COUPLING, GAUGE, 1/4" BSP X 6L	3
28	DD400820	COUPLING, GAUGE, 1/4" BSP X 6S STANDPIPE	2
29	DD400914	TEE, EQUAL, 10L	2
30	DD401029	ELBOW, STUD, 10L X 3/8" NPT M	2
31	DD401073	ELBOW, STUD, 10L X 3/8" BSP M	7
32	DD401076	ELBOW, STUD, 6L X 1/8" NPT M	1
33	DD401075	ELBOW, STUD, 6L X 1/4" NPT M	8
34	DD401080	ELBOW, STUD, 6S X 1/4" NPT M	2
35	DD401087	ELBOW, STUD, 8S X 1/4" NPT M	12
36	DD401128	SEAL, BONDED, 1/4" BSP ST. STEEL, SELF CENTRING	2
37	DD500012	COVER, TOGGLE SWITCH, FULL	2
38	DD500023	Buzzer, CONTINUOUS TONE, IP67	2
39	F28865	FILTER, INLINE, 1/4" FNPT, SS, WP344BAR, NO ELEMENT	2
40	FB280	SCREW, M/C, PAN HD, M6 X 15MM	6
41	FB502	SCREW, M3 X 12MM LG, CSK HD, POZIDRIVE, SS316	2
42	FE034	FILTER, ELEMENT, 40-55 MICRON	2
43	FN036	NUT, NYLOC, M6, 316L ST. STEEL	6
44	FN089	NUT, NYLOC, M3, 316 ST. STEEL	2
45	FN102	LOCKNUT, M20 X 1.5, 5MM THICK, S316	9
46	FP202	TEE, FEMALE PIPE, 1/4" FNPT, BRASS, WP220BAR	2
47	FP215	ELBOW, FEMALE-FEMALE, 1/4" NPT, BRASS	2
48	FP290	PLUG, HEX HEAD, 1/4" MNPT, SS, WP551BAR	6
49	FP325	FTG. NIPPLE, HEX, BRASS, 3/8" BSP M	2
50	FP342	TEE, FORGED BODY, 3/8" BSP FEMALE	2
51	FP344	BUSH, REDUCING, 3/8" BSP(M) X 1/4" NPT(F)	2
52	FP397	NIPPLE, RED, HEX, 3/8" MNPT-1/4" MNPT, SS, WP 500BAR	2
53	FW107	WASHER, PLAIN, SS316, M3	2
54	FW123	WASHER, M6, FORM A, 316L ST. STEEL	6
55	FW130	WASHER, FORM A, M20, 316 SS	9
56	GP341HC	GAUGE, FLEXI DEPTH, 6", ALL VARIANTS	2
57	PP032901	ADAPTOR, BULKHEAD, 1/4" NPT(M) X 1/4" NPT(F)	6
58	PP032902	ADAPTOR, BULKHEAD, 10L TUBE X 3/8" NPT(F)	3
59	PP032905	CROSS, 3x3/8" BSP M MALE & 1x1/8" NPT FEMALE, BRASS	1
60	RP44102	REGULATOR, 0-35BAR, 3/8" NPT, MRIP - 414BAR, 316SS	2
61	VB214	VALVE, BALL, 3/8" BSP FEMALE, LG HANDLE, PANEL MNT	2
62	VB314	VALVE, BALL, 3/8" BSP FEMALE, LG HANDLE, PANEL MNT	2
63	VR208	VALVE, RELIEF, ATM DIST, 20.0 BAR, 1/4" NPT	2



ISOMETRIC VIEW



DIVEX OWNS THE COPYRIGHT OF THIS DOCUMENT AND ANY DESIGN RIGHT HEREIN. IT IS SUPPLIED IN CONFIDENCE AND MUST NOT BE USED FOR ANY PURPOSE OTHER THAN THAT FOR WHICH IT IS SUPPLIED AND MUST NOT BE REPRODUCED WITHOUT PERMISSION IN WRITING FROM THE OWNERS.

NOTES
1. PANEL FASCIA SHOWN FOR REFERENCE.

ALL DIMENSIONS SHOWN ARE IN MM (UOS)
ALL DIMENSIONS BEFORE PLATING (UOS)
REMOVE ALL SHARP EDGES AND BURRS

DIMENSIONAL TOLERANCES			
MACHINING	FABRICATION		
NO DECIMAL PLACES	±1.0	SIZE >0 <100	±0.5
ONE DECIMAL PLACE	±0.2	SIZE >100 <500	±1.5
TWO DECIMAL PLACE	±0.05	SIZE >500	±3.0
ANGULAR TOLERANCE	±0.5°	ANGULAR TOLERANCE	±0.5°

MATERIAL	REFER TO PARTS LIST
FINISH	N/A
THIRD ANGLE PROJECTION	

REV	DESCRIPTION	ECN No.	BY	DATE	AUTH. BY
R06					
R05					
R04					
R03					
R02	RP308 REPLACED BY RP44102	15519	DR	28/08/14	MS
R01	BOM UPDATED AND NOTE ADDED	14288	JJM	06/09/11	MS
R00	ISSUED FOR MANUFACTURE		GR	21/07/08	RTW

<h3>KIT, PIPEWORK, PP033 PANEL</h3>		DRAWING No.	REV
		PP33101S1	R02
PART No.	PRODUCT / PROJECT No.		
PP033101	PP033**		
SIZE	SCALE	SHT	OF
A0	1:2	1	1



- DENOTES CHANGES MADE AT THIS REVISION

DO NOT SCALE DRAWING